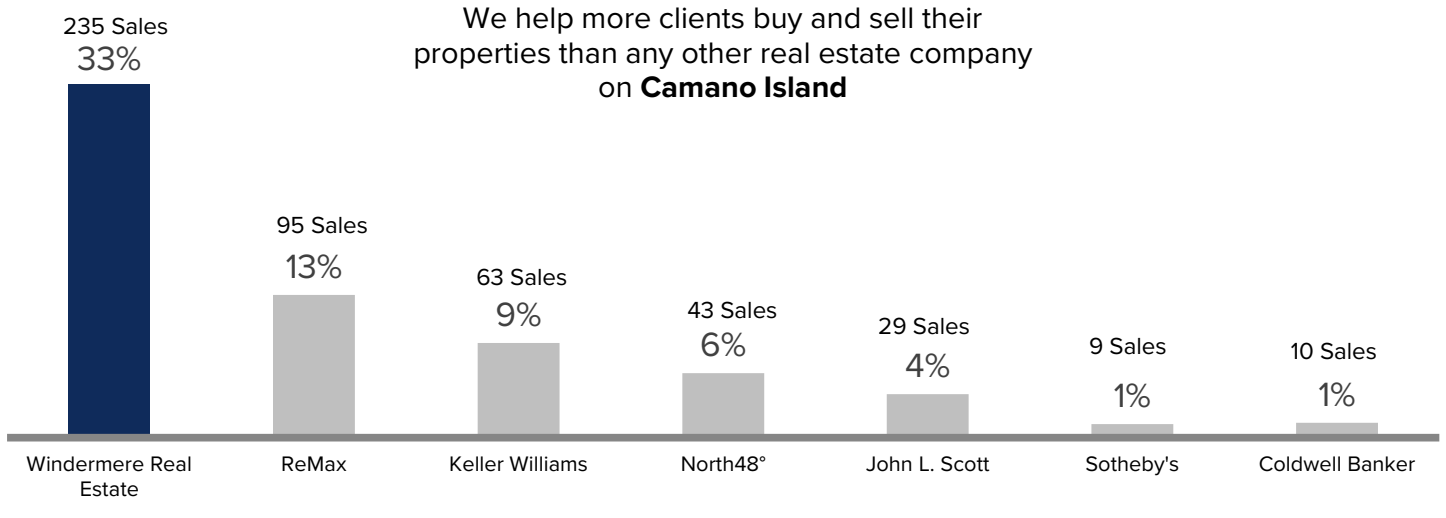




MARKET SHARE* | ROLLING 12 MONTHS ENDED AUGUST 31, 2023 Sales on Camano Island, WA



MARKET SHARE* | AUGUST 31, 2023 Listings on Camano Island, WA

	RESIDENTIAL	LAND	TOTAL LISTINGS	MARKET SHARE
Windermere Real Estate	20	14	34	38%
ReMax	8	4	12	13%
Keller Williams	0	3	3	3%
North48°	4	0	4	4%
John L. Scott	4	1	5	6%
All other competitors with less than 2% market share	19	12	31	35%
TOTAL	55	34	89	100%

YEAR TO DATE SNAPSHOT* | SEPTEMBER 8, 2023

	2023	2022	% +/-	# +/-	2021
Total Active Residential Listings	57	84	-32%	(27)	38
List Price vs. Sales Price Ratio	99%	102%	-3%	(0)	105%
Number of Sold Homes YTD	233	272	-14%	(39)	332
Unlisted Homes Sold YTD	5	17	-71%	(12)	29
Average Days on Market (Sold Listings)	36	17	112%	19	15
Average Sale Price	749,173	812,238	-8%	(63,065)	713,914
Price Difference on Average YTD Sold	-8%	14%			

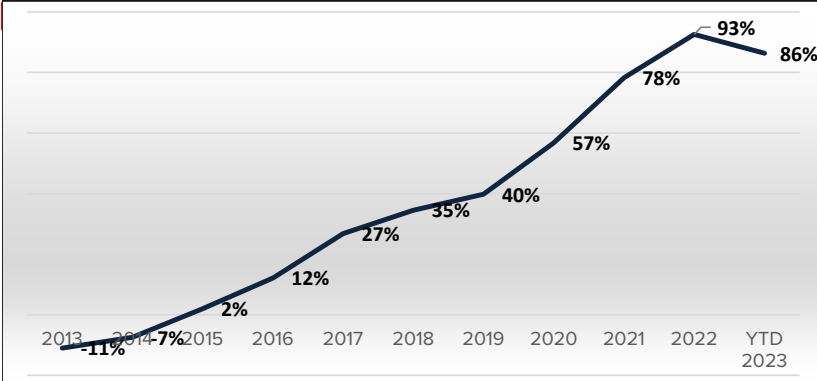
	SEPT 2022 - AUG 2023	SEPT 2021 - AUG 2022	% +/-	# +/-	SEPT 2020 - AUG 2021
Number of Homes Sold Rolling 12 Months	318	437	-27%	(119)	510

PREVIOUS MONTH SNAPSHOT* | AUGUST 31, 2023

	2023	2022	% +/-	# +/-	2021
Number of New Listings added in August	36	42	-14%	(6)	58
Number of Pendings in August	29	25	16%	4	42
Number of Solds in August	48	44	9%	4	41

10 YEAR AVERAGE SALES PRICE TREND | AUGUST 31, 2023

Percentages based on the **average sales price** for all residential homes sold in Camano Island (98282) during each calendar year.

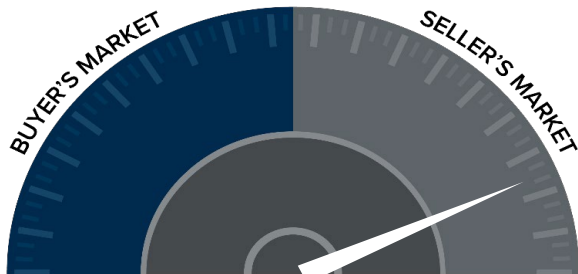


Year End	Avg. Sale Pr.	% Change P/Y	Running Total
2013	303,012	2%	-11%
2014	313,938	4%	-7%
2015	343,373	9%	2%
2016	378,272	10%	12%
2017	433,567	15%	27%
2018	467,371	8%	35%
2019	491,938	5%	40%
2020	575,357	17%	57%
2021	699,149	22%	78%
2022	798,999	14%	93%
YTD 2023	749,173	-6%	86%

AREA MARKET SURVEY* | SEPTEMBER 8, 2023

AUGUST 31, 2023
MONTHS SUPPLY
OF INVENTORY

1.1



Price (in thousands)	Active & Contingent	Pending	Pending Ratio	SOLD in 2023
0-99	0	0	0%	0
100-199	0	0	0%	0
200-249	0	0	0%	3
250-299	1	0	0%	3
300-349	0	1	100%	1
350-399	0	1	100%	10
400-449	2	0	0%	12
450-499	2	3	150%	18
500-549	1	0	0%	21
550-599	3	2	67%	27
600-649	3	1	33%	15
650-699	7	2	29%	19
700-749	1	1	100%	5
750-799	2	1	50%	13
800-849	1	2	200%	9
850-899	5	1	20%	10
900-949	2	1	50%	7
950-999	5	0	0%	17
1000-1499	14	4	29%	36
1500-1999	5	1	20%	7
2000+	3	0	0%	0
TOTAL CAMANO ISLAND	57	21	37%	233