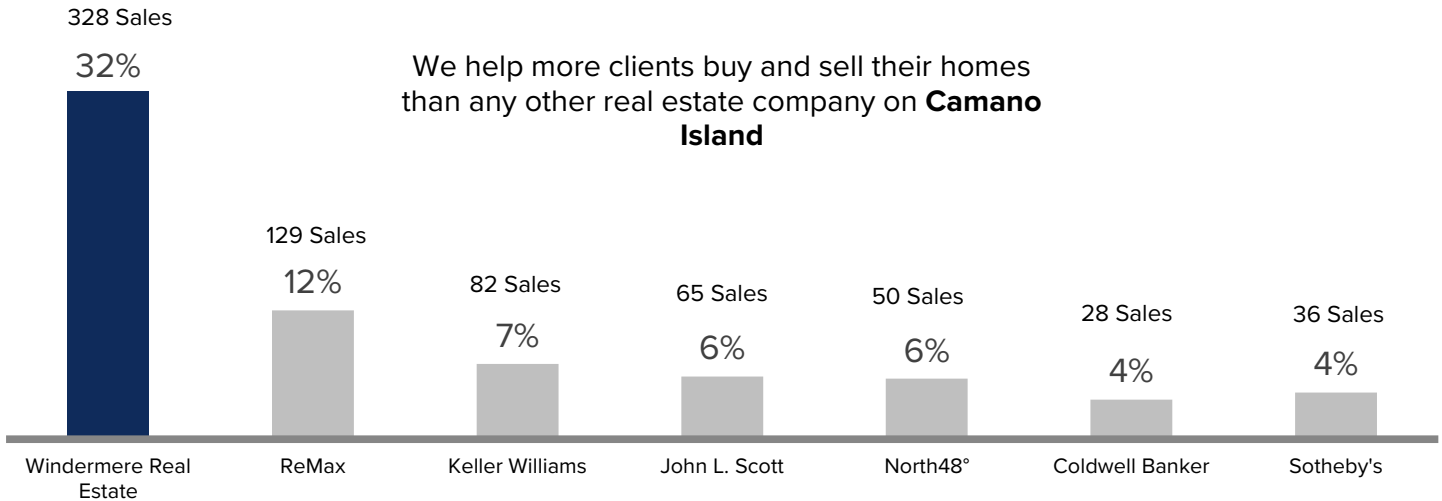




MARKET SHARE* | ROLLING 12 MONTHS ENDED AUGUST 31, 2022 Sales on Camano Island, WA



MARKET SHARE* | AUGUST 31, 2022 Listings on Camano Island, WA

	RESIDENTIAL	LAND	TOTAL LISTINGS	MARKET SHARE
Windermere Real Estate	30	13	43	40%
ReMax	12	6	18	17%
John L. Scott	1	0	1	1%
Keller Williams	2	1	3	3%
North 48°	9	0	9	8%
Sotheby's	2	0	2	2%
All other competitors with less than 2% market share	26	6	32	30%
TOTAL	82	26	108	100%

YEAR TO DATE SNAPSHOT* | SEPTEMBER 9, 2022

	2022	2021	% +/-	# +/-	2020
Total Active Residential Listings	84	38	121%	46	39
List Price vs. Sales Price Ratio	102%	105%	-3%	(0)	100%
Number of Sold Homes YTD	272	332	-18%	(60)	296
Unlisted Homes Sold YTD	17	29	-41%	(12)	17
Average Days on Market (Sold Listings)	17	15	13%	2	40
Average Sale Price	812,238	713,914	14%	98,324	567,268
Price Difference on Average YTD Sold	14%	26%			

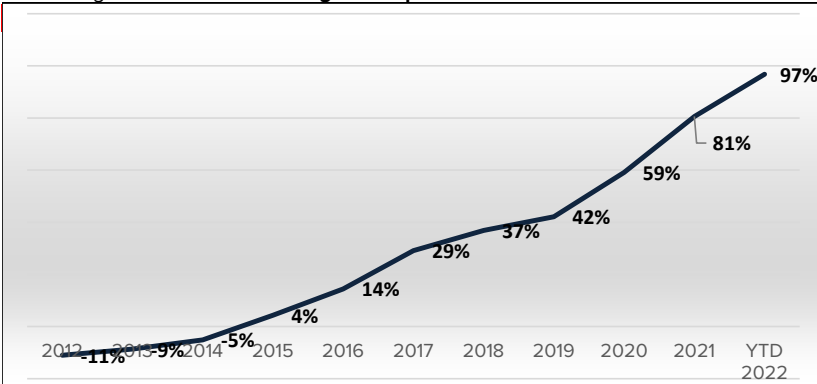
	SEPT 2021 - AUG 2022	SEPT 2020 - AUG 2021	% +/-	# +/-	SEPT 2019 - AUG 2020
Number of Homes Sold Rolling 12 Months	437	510	-14%	(73)	419

PREVIOUS MONTH SNAPSHOT* | AUGUST 31, 2022

	2022	2021	% +/-	# +/-	2020
Number of New Listings added in August	42	58	-28%	(16)	47
Number of Pendings in August	25	42	-40%	(17)	57
Number of Solds in August	45	41	10%	4	47

10 YEAR AVERAGE SALES PRICE TREND | AUGUST 31, 2022

Percentages based on the **average sales price** for all residential homes sold in Camano Island (98282) during each calendar year.

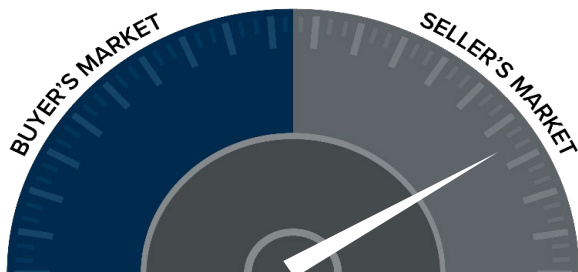


Year End	Avg. Sale Pr.	% Change P/Y	Running Total
2012	296,126	6%	-11%
2013	303,012	2%	-9%
2014	313,938	4%	-5%
2015	343,373	9%	4%
2016	378,272	10%	14%
2017	433,567	15%	29%
2018	467,371	8%	37%
2019	491,938	5%	42%
2020	575,357	17%	59%
2021	699,149	22%	81%
YTD 2022	812,238	16%	97%

AREA MARKET SURVEY* | SEPTEMBER 9, 2022

AUGUST 31, 2022
MONTHS SUPPLY
OF INVENTORY

1.8



Price (in thousands)	Active & Contingent	Pending	Pending Ratio	SOLD in 2022
0-99	0	0	0%	0
100-199	0	0	0%	0
200-249	0	0	0%	0
250-299	2	0	0%	3
300-349	1	0	0%	2
350-399	1	2	200%	14
400-449	0	2	200%	21
450-499	3	2	67%	16
500-549	3	1	33%	23
550-599	4	3	75%	27
600-649	7	1	14%	19
650-699	4	2	50%	21
700-749	4	0	0%	15
750-799	6	4	67%	14
800-849	4	0	0%	6
850-899	9	1	11%	10
900-949	4	0	0%	11
950-999	6	2	33%	7
1000-1499	17	5	29%	43
1500-1999	2	0	0%	14
2000+	7	0	0%	6
TOTAL CAMANO ISLAND	84	25	30%	272