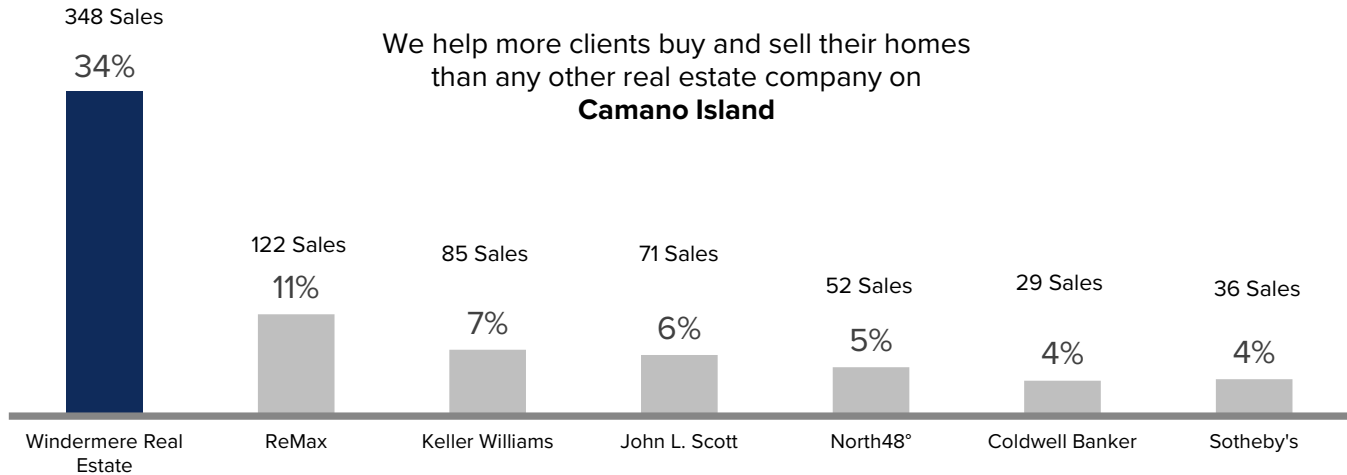




**MARKET SHARE\* | ROLLING 12 MONTHS ENDED JUNE 30, 2022**  
Sales on Camano Island, WA



**MARKET SHARE\* | JUNE 30, 2022**  
Listings on Camano Island, WA

	RESIDENTIAL	LAND	TOTAL LISTINGS	MARKET SHARE
Windermere Real Estate	21	12	33	33%
ReMax	7	1	8	8%
John L. Scott	3	0	3	3%
Keller Williams	4	2	6	6%
North 48°	8	0	8	8%
Sotheby's	5	1	6	6%
All other competitors with less than 2% market share	27	8	35	35%
<b>TOTAL</b>	<b>75</b>	<b>24</b>	<b>99</b>	<b>100%</b>

**YEAR TO DATE SNAPSHOT\* | JULY 8, 2022**

	2022	2021	% +/-	# +/-	2020
Total Active Residential Listings	78	36	117%	42	56
List Price vs. Sales Price Ratio	103%	105%	-2%	(0)	99%
Number of Sold Homes YTD	192	246	-22%	(54)	193
Unlisted Homes Sold YTD	12	24	-50%	(12)	15
Average Days on Market (Sold Listings)	16	16	0%	-	45
Average Sale Price	856,261	691,616	24%	164,645	541,528
Price Difference on Average YTD Sold	24%	28%			

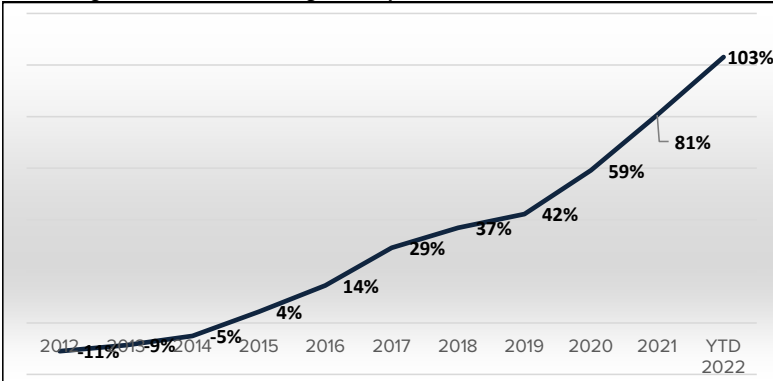
	JULY 2021 - JUNE 2022	JULY 2020 - JUNE 2021	% +/-	# +/-	JULY 2019 - JUNE 2020
Number of Homes Sold <b>Rolling 12 Months</b>	453	518	-13%	(65)	412

### PREVIOUS MONTH SNAPSHOT\* | JUNE 30, 2022

	2022	2021	% +/-	# +/-	2020
Number of New Listings added in June	65	59	10%	6	56
Number of Pendlings in June	34	51	-33%	(17)	41
Number of Solds in June	37	41	-10%	(4)	32

### 10 YEAR AVERAGE SALES PRICE TREND | JUNE 31, 2022

Percentages based on the **average sales price** for all residential homes sold in Camano Island (98282) during each calendar year.

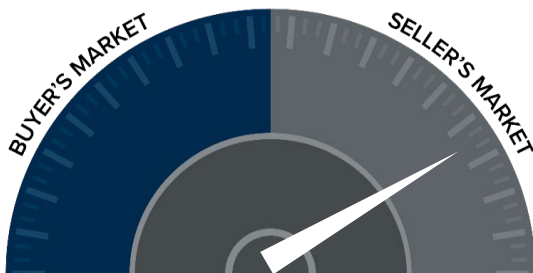


Year End	Avg. Sale Pr.	% Change P/Y	Running Total
2012	296,126	6%	-11%
2013	303,012	2%	-9%
2014	313,938	4%	-5%
2015	343,373	9%	4%
2016	378,272	10%	14%
2017	433,567	15%	29%
2018	467,371	8%	37%
2019	491,938	5%	42%
2020	575,357	17%	59%
2021	699,149	22%	81%
<b>YTD 2022</b>	<b>856,261</b>	<b>22%</b>	<b>103%</b>

### AREA MARKET SURVEY\* | JULY 8, 2022

JUNE 30, 2022  
MONTHS SUPPLY  
OF INVENTORY

# 2.0



Price (in thousands)	Active & Contingent	Pending	Pending Ratio	SOLD in 2022
0-99	0	0	0%	0
100-199	1	0	0%	0
200-249	0	0	0%	0
250-299	0	0	0%	3
300-349	0	0	0%	1
350-399	3	4	133%	10
400-449	3	2	67%	12
450-499	5	5	100%	13
500-549	3	1	33%	14
550-599	9	8	89%	14
600-649	3	0	0%	12
650-699	10	1	10%	15
700-749	1	1	100%	9
750-799	6	3	50%	9
800-849	4	2	50%	5
850-899	4	0	0%	9
900-949	1	2	200%	8
950-999	1	2	200%	6
1000-1499	15	4	27%	34
1500-1999	4	0	0%	13
2000+	5	1	20%	5
<b>TOTAL CAMANO ISLAND</b>	<b>78</b>	<b>36</b>	<b>46%</b>	<b>192</b>