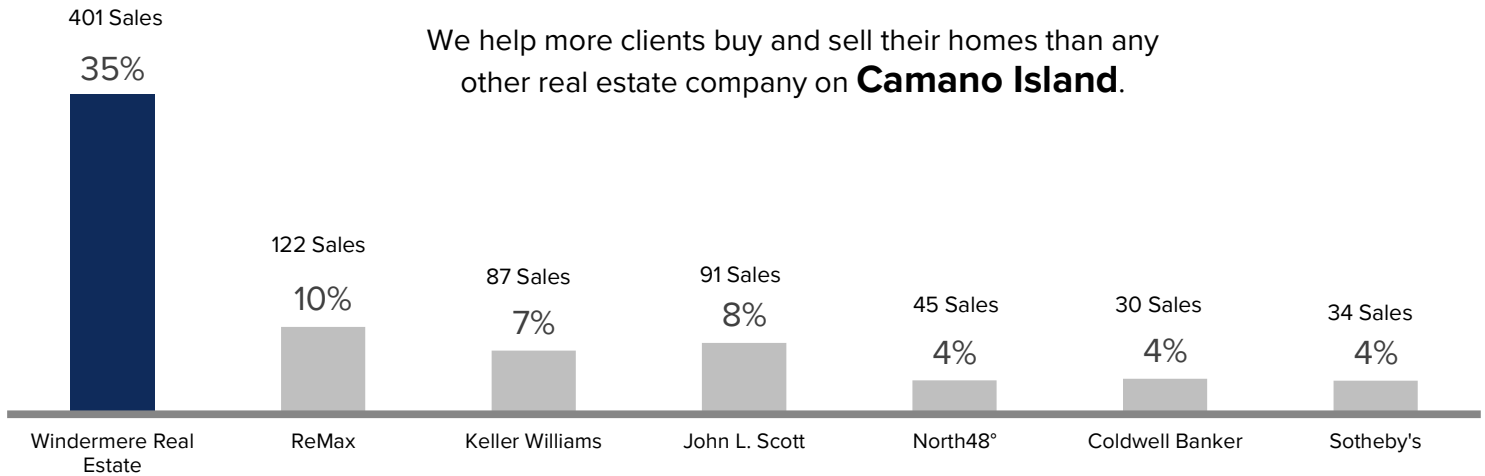




MARKET SHARE* | ROLLING 12 MONTHS - ENDED FEBRUARY 28, 2022

Sales on Camano Island, WA



MARKET SHARE* | FEBRUARY 28, 2022

Listings on Camano Island, WA

	RESIDENTIAL	LAND	TOTAL LISTINGS	MARKET SHARE
Windermere Real Estate	11	6	17	39%
ReMax	1	3	4	9%
John L. Scott	2	0	2	5%
Keller Williams	2	0	2	5%
North 48°	5	0	5	11%
Sotheby's	0	2	2	3%
All other competitors with less than 2% market share	8	4	12	28%
TOTAL	29	15	44	100%

YEAR TO DATE SNAPSHOT* | MARCH 8, 2022

	2022	2021	% +/-	# +/-	2020
Total Active Residential Listings	19	17	12%	2	51
List Price vs. Sales Price Ratio	103%	100%	3%	0	99%
Number of Homes Sold YTD (Total)	47	58	-19%	(11)	54
Unlisted Homes Sold YTD	2	2	0%	-	2
Average Days on Market (Sold Listings)	17	19	-11%	(2)	58
Average Sale Price	823,202	585,693	41%	237,509	512,110
Price Difference on Average YTD Sold	41%	14%			

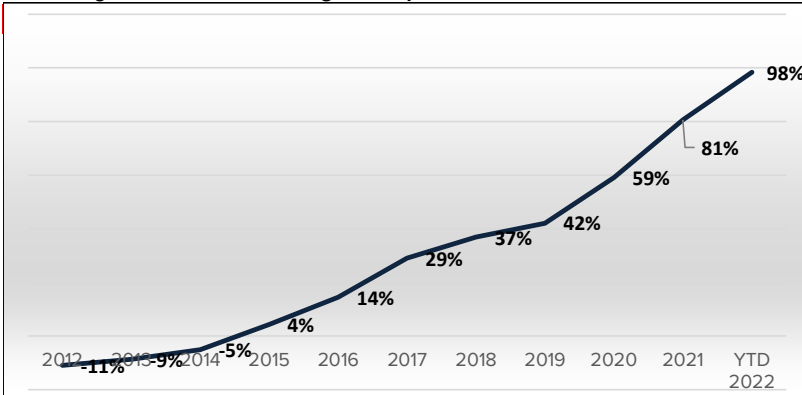
	MAR 2021 - FEB 2022	MAR 2020 - FEB 2021	% +/-	# +/-	MAR 2019 - FEB 2020
Number of Homes Sold Rolling 12 Months	479	476	1%	3	451

PREVIOUS MONTH SNAPSHOT* | FEBRUARY 28, 2022

	2022	2021	% +/-	# +/-	2020
Number of New Listings added in February	31	22	41%	9	37
Number of Pendings in February	20	20	0%	-	31
Number of Solds in February	21	23	-9%	(2)	26

10 YEAR AVERAGE SALES PRICE TREND | FEBRUARY 28, 2022

Percentages based on the **average sales price** for all residential homes sold on Camano Island (98282) during each calendar year.

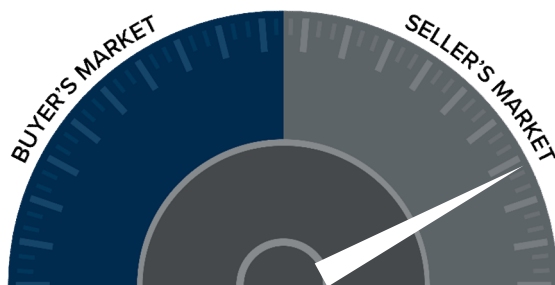


Year End	Avg. Sale Pr.	% Change P/Y	Running Total
2012	296,126	6%	-11%
2013	303,012	2%	-9%
2014	313,938	4%	-5%
2015	343,373	9%	4%
2016	378,272	10%	14%
2017	433,567	15%	29%
2018	467,371	8%	37%
2019	491,938	5%	42%
2020	575,357	17%	59%
2021	699,149	22%	81%
YTD 2022	823,202	18%	98%

AREA MARKET SURVEY* | MARCH 8, 2022

FEBRUARY 28, 2022
MONTHS SUPPLY
OF INVENTORY

1.3



Price (in thousands)	Active & Contingent	Pending	Pending Ratio	SOLD in 2022
0-99	0	0	0%	0
100-199	0	0	0%	0
200-249	0	0	0%	0
250-299	0	1	100%	1
300-349	0	1	100%	1
350-399	0	3	300%	4
400-449	3	1	33%	2
450-499	1	3	300%	5
500-549	1	1	100%	4
550-599	0	1	100%	1
600-649	0	2	200%	3
650-699	1	2	200%	4
700-749	2	1	50%	0
750-799	1	1	100%	2
800-849	0	2	200%	1
850-899	0	4	400%	2
900-949	0	2	200%	3
950-999	1	4	400%	1
1000-1499	8	6	75%	7
1500-1999	0	0	0%	6
2000+	1	0	0%	0
CAMANO ISLAND	19	35	184%	47