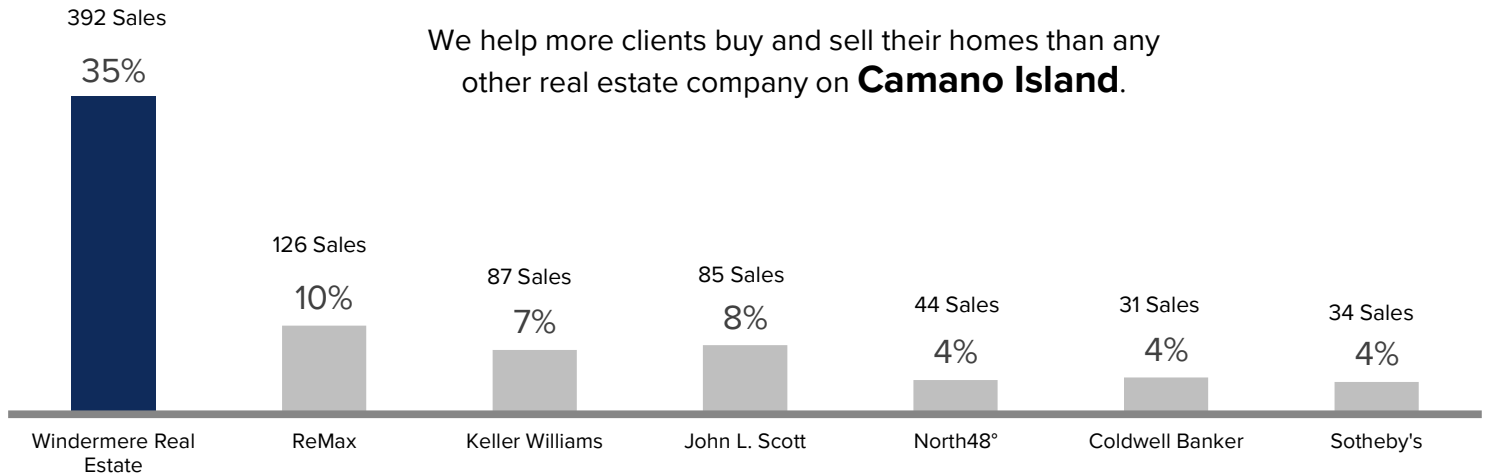




MARKET SHARE* | ROLLING 12 MONTHS - ENDED JANUARY 31, 2022
Sales on Camano Island, WA



MARKET SHARE* | JANUARY 31, 2022
Listings on Camano Island, WA

	RESIDENTIAL	LAND	TOTAL LISTINGS	MARKET SHARE
Windermere Real Estate	7	8	15	48%
ReMax	0	1	1	3%
John L. Scott	0	0	0	0%
Keller Williams	2	1	3	10%
North 48°	2	0	2	6%
Sotheby's	1	2	3	10%
All other competitors with less than 2% market share	4	3	7	23%
TOTAL	16	15	31	100%

YEAR TO DATE SNAPSHOT* | FEBRUARY 8, 2022

	2022	2021	% +/-	# +/-	2020
Total Active Residential Listings	12	19	-37%	(7)	41
List Price vs. Sales Price Ratio	102%	100%	2%	0	99%
Number of Homes Sold YTD (Total)	21	38	-45%	(17)	22
Unlisted Homes Sold YTD	1	2	-50%	(1)	2
Average Days on Market (Sold Listings)	16	17	-6%	(1)	51
Average Sale Price	829,250	588,889	41%	240,361	497,811
Price Difference on Average YTD Sold	41%	18%			

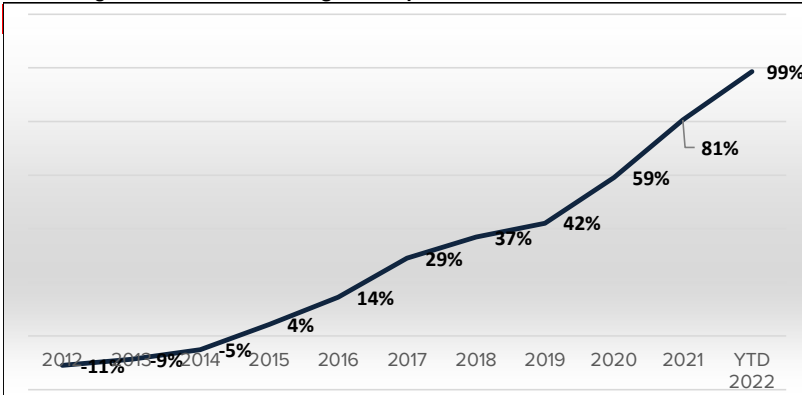
	FEB 2021 - JAN 2022	FEB 2020 - JAN 2021	% +/-	# +/-	FEB 2019 - JAN 2020
Number of Homes Sold Rolling 12 Months	452	447	1%	5	426

PREVIOUS MONTH SNAPSHOT* | JANUARY 31, 2022

	2022	2021	% +/-	# +/-	2020
Number of New Listings added in January	24	20	20%	4	30
Number of Pending in January	22	22	0%	-	29
Number of Sold in January	17	32	-47%	(15)	21

10 YEAR AVERAGE SALES PRICE TREND | JANUARY 31, 2022

Percentages based on the **average sales price** for all residential homes sold on Camano Island (98282) during each calendar year.

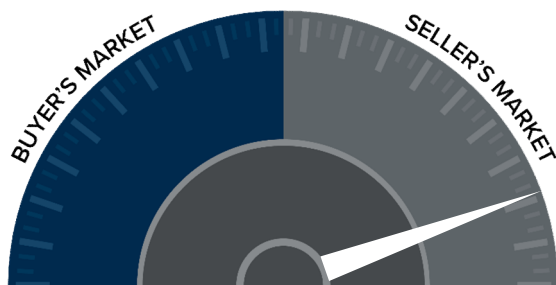


Year End	Avg. Sale Pr.	% Change P/Y	Running Total
2012	296,126	6%	-11%
2013	303,012	2%	-9%
2014	313,938	4%	-5%
2015	343,373	9%	4%
2016	378,272	10%	14%
2017	433,567	15%	29%
2018	467,371	8%	37%
2019	491,938	5%	42%
2020	575,357	17%	59%
2021	699,149	22%	81%
YTD 2022	825,290	18%	99%

AREA MARKET SURVEY* | FEBRUARY 8, 2022

JANUARY 31, 2022
MONTHS SUPPLY
OF INVENTORY

0.9



Price (in thousands)	Active & Contingent	Pending	Pending Ratio	SOLD in 2022
0-99	0	0	0%	0
100-199	0	0	0%	0
200-249	0	0	0%	0
250-299	0	0	0%	0
300-349	0	0	0%	1
350-399	0	5	500%	2
400-449	0	1	100%	0
450-499	0	3	300%	2
500-549	0	2	200%	2
550-599	0	1	100%	1
600-649	2	2	100%	2
650-699	0	1	100%	3
700-749	0	1	100%	0
750-799	1	2	200%	0
800-849	0	2	200%	0
850-899	1	0	0%	0
900-949	0	0	0%	1
950-999	0	1	100%	0
1000-1499	6	4	67%	4
1500-1999	1	0	0%	3
2000+	1	0	0%	0
CAMANO ISLAND	12	25	208%	21